



**Big Brothers
Big Sisters**
OF LANGLEY

VIRTUAL MENTORING ACTIVITIES

ADDITION TO 100

HOW TO PLAY:

Each person needs a deck of cards to play! Try to be the first player to reach 100 without going over. To begin, each player starts with a score of zero. Then player one draws a card from their own deck (you can fan the cards out to make it more random!) and places it face up in front of them. They then add the value of that card to their starting value (0).

Players then take turns drawing cards, on each turn adding the new value to their previous score. If you draw a card that puts your score over 100, put that card at the bottom of the draw pile and try again on your next turn.

The first player to reach exactly 100 wins. Or, after all cards are drawn, the player with a score closest to 100 without going over wins. (Ace = 1, Jack = 11, Queen = 12, King = 13)

SCOREBOARD

PLAYER 1	PLAYER 2



NUMBERS AND LETTERS

HOW TO PLAY:

Each person needs a deck of cards. Everyone keeps their cards face down in a pile in front of them.

Each turn, everyone grabs a card from the top of their pile and places it at the same time, face up so you and your opponent can both see it.

The first person to come up with a fruit or vegetable with the same letter as the first letter of a card number flipped, wins all the cards. The game is over when there are no cards left to flip, and whoever has the most cards wins.

For example...

If your category is 'vegetables' and you flip your card and it's a 2 and your opponent flips their card and it's an 8. The number 8 begins with the letter 'E'. So, you could say "eggplant" to win. The number 2 begins with the letter 'T', so you could also say "tomato" to win! If you run out of fruits and vegetables, try coming up with other categories, like "first names", "animals", "sports equipment", "clothing brands", "movies", etc!

ACE
TWO
THREE
FOUR
FIVE

SIX
SEVEN
EIGHT
NINE
TEN


JACK
QUEEN
KING



INSIDE OUT PORTRAIT

HOW TO PLAY:

Draw a portrait of yourself below. On the “Outside Self” half of the face, draw what you look like. On the “Inside Self” half, draw your thoughts, feelings, hobbies, or goals for the future. You can be as creative as you like!



OUTSIDE SELF

INSIDE SELF

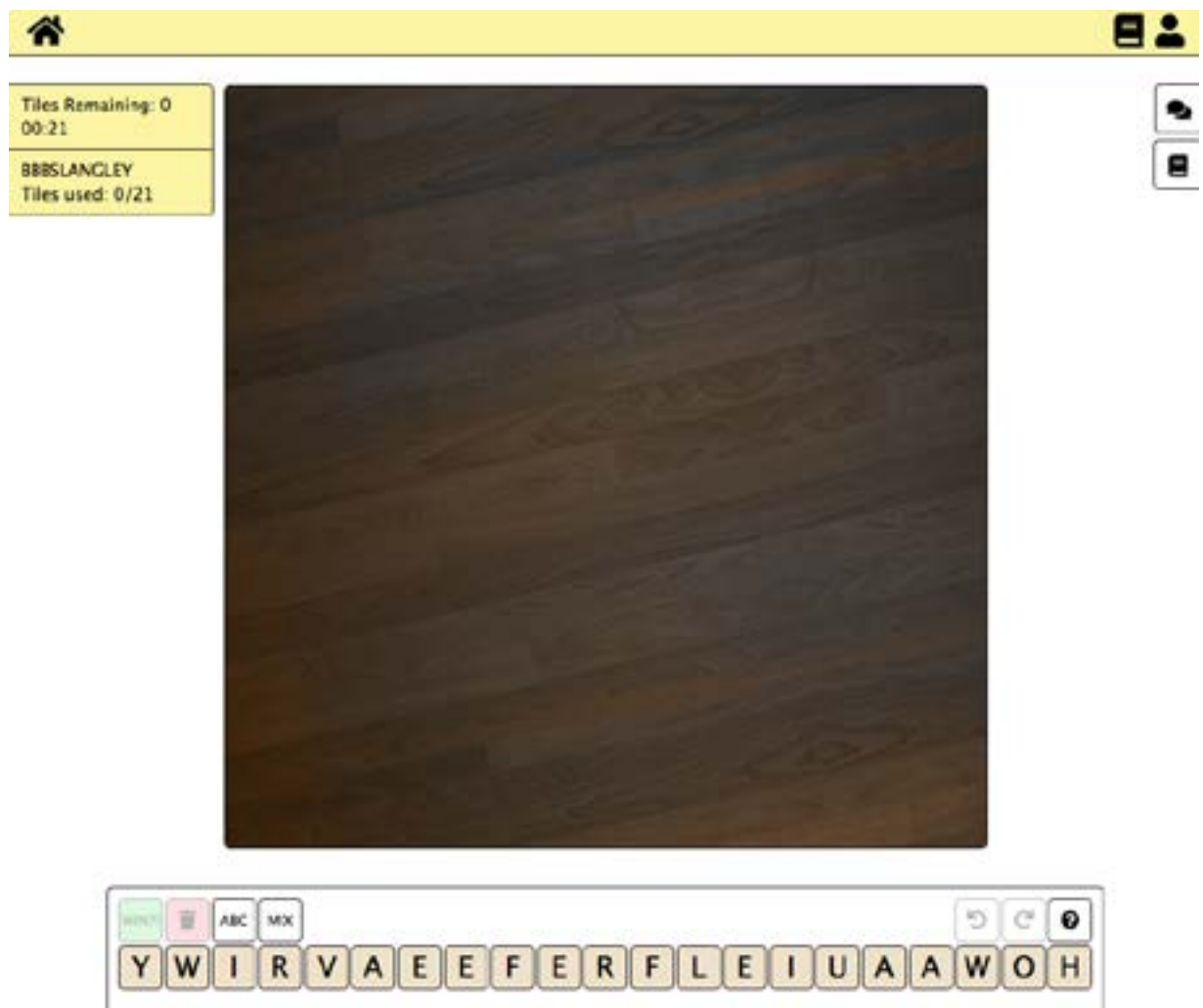


VIRTUAL BANANAGRAMS

HOW TO PLAY:

You can play this game as opponents or as a team! If you are playing as opponents, you will need the ability to open a new tab on your device or have a secondary device. If you are playing as a team, the Zoom host will have the ability to click 'Share Screen' and you can play together!

Type: www.playbananagrams.com in your browser to open the online game. Join an existing game or create your own! Rules can be found on the site.



MAD LIBS: MENTOR EDITION

HOW TO PLAY:

Fill out the words to create your own silly story!

If my Big and I were animals, my Big would be a _____
(animal)

and I would be a _____. That's because my Big is so
(animal)

_____ and it reminds me of the _____ of that animal.
(adjective) (animal trait)

I think I am very _____ and that is similar to my animal.
(adjective)

Everyday we would meet each other at the _____ and enjoy
(place)

our favourite meal: _____. After breakfast, we often play
(meal)

_____, this is our favourite thing to do together! For
(activity)

lunch, we are going to switch it up and have _____ today
(funny meal)

while we think about our next adventure! I think tomorrow we will ____

_____. I hope we run into
(activity)

_____, it always makes for an interesting day!
(people/animals/challenge)

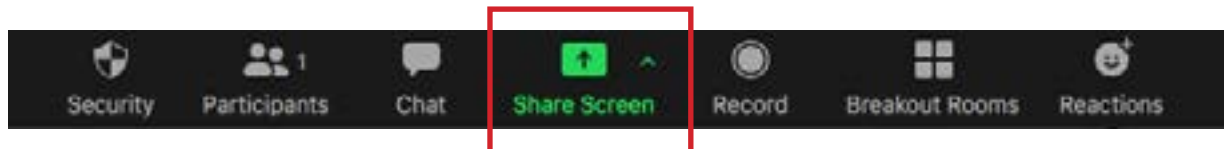


ZOOM Pictionary

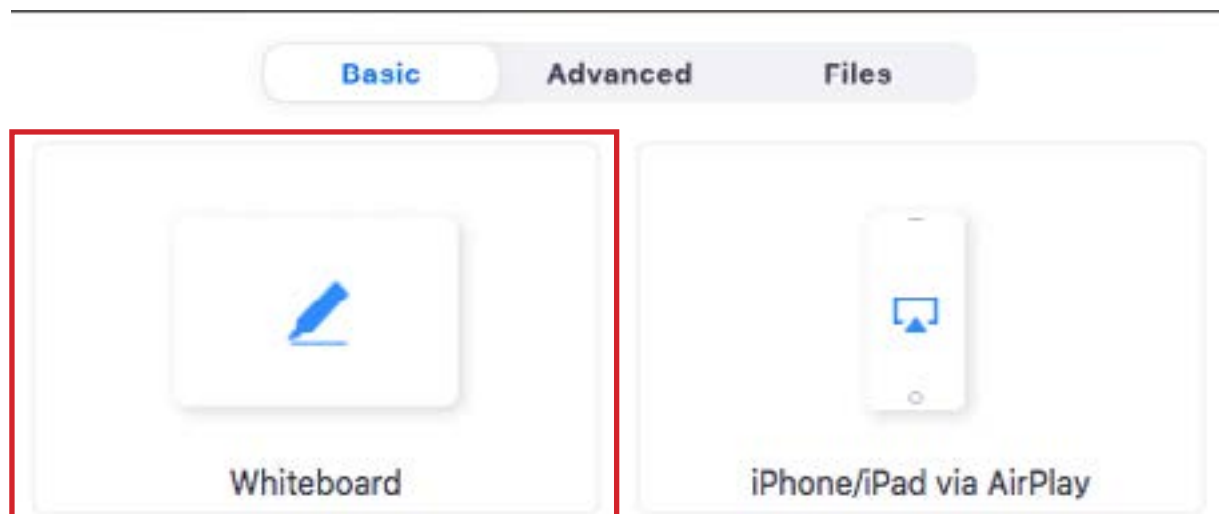
HOW TO PLAY:

On Zoom, the host will have the ability to click 'Share Screen'. There will also be a 'Whiteboard' option. Use this whiteboard feature to play virtual Pictionary! Come up with a word and have your partner guess the drawing before you are finished! You can alternate turns by changing the Zoom host!

Host can click 'Share Screen'



In the window that opens, click 'Whiteboard'



TRICKY MATH PROBLEM

HOW TO PLAY:

Complete each math problem to determine the final equation! Then, create your own and quiz each other! You can use letters, colours, different shapes, etc to make the problem as easy or hard as you would like!

$$\square + \square + \square = 45$$

$$\bigcirc + \bigcirc + \bigcirc = 21$$

$$\hexagon + \hexagon + \hexagon = 12$$


$$\square + \bigcirc + \hexagon = ?$$



ZOOM IN YOUR ROOM

HOW TO PLAY:

Find an object in your Zoom background and draw it, create a story about it, make up a game involving it! The options are endless! Use the box below to create your Zoom in your Room.



PERSONALITY QUIZ

HOW TO PLAY:

Have some fun with National Geographic and enjoy some of their best personality quizzes! The Zoom host will have the ability to click 'Share Screen' and you can submit your answers together!

Type: <https://kids.nationalgeographic.com/games/personality-quizzes/> (if you are viewing this as a PDF, simply click on the link) in your browser to open the online quizzes.

Have some fun and create your own quiz for each other! Brainstorm some great "get to know you" questions and ask each other at your next visit!



BOSSY DRAWING

HOW TO PLAY:

Draw a scene in the space below. The only catch is, you have to include all the shapes below in your drawing. Think aliens, animals, superheroes, robots, etc!



VIRTUAL CATAN

HOW TO PLAY:

This game is recommended for matches who have played Catan before and are familiar with the rules! If not, take some time to learn the rules then join in! You can play this game as opponents or as a team! If you are playing as opponents, you will need the ability to open a new tab on your device or have a secondary device. If you are playing as a team, the Zoom host will have the ability to click 'Share Screen' and you can play together!


Type: <https://colonist.io> in your browser to open the online game. Join an existing game or create your own! Rules can be found here: www.catan.com/service/game-rules



CARD MEMORY

HOW TO PLAY:








Each person needs a deck of cards. Lay 30 cards face down (6 rows of 5), making sure each card has a matching pair within the 30 cards. One at a time you will guess two cards from the opponent's 30 cards and hope for a match! Remember where your cards were as the goal is to match every card with it's pair! Take turns guessing, if you find a pair, those two cards are removed from the grid and you get to go again! Play until one person clears all the cards from their opponents grid. (Layout shown below).



COMIC BOOK CREATORS

HOW TO PLAY:

Pick your favourite superhero, villains, animals, or make up your own! Use the comic book grid to create your own story while using the object already in the scenes.



VIRTUAL ESCAPE ROOMS

HOW TO PLAY:

As a team, use your skills to escape the virtual rooms by solving puzzles and codes to receive clues! The Zoom host will have the ability to click 'Share Screen' and you can play together!

Type: www.raisingedmonton.com/10-online-family-friendly-escape-rooms-you-can-do-with-your-kids-right-now/ (if you are viewing this as a PDF, simply click on the link) in your browser to open the online game.

ESCAPE ROOMS INCLUDE:

- HOGWARTS HARRY POTTER ESCAPE ROOM
- AVENGERS ESCAPE FROM HYDRA BASE ESCAPE ROOM
- DOG MAN ESCAPE ROOM
- PETE THE CAT AND THE BIRTHDAY MYSTERY ESCAPE ROOM
- THE MANDALORIAN ESCAPE ROOM
- ESCAPE FROM THE STAR KILLER BASE ROOM
- PIKACHU'S RESCUE ESCAPE ROOM
- ESCAPE FROM WONDERLAND ESCAPE ROOM
- ANCIENT EGYPT TOMB ROOM ESCAPE ROOM
- SPACE EXPLORER TRAINING DIGITAL ESCAPE ROOM









VIRTUAL YAHTZEE

HOW TO PLAY:

Each person will need 5 dice and their own scoring card (you can use the one below!).

The basic rules of Yahtzee are...

1. Roll up to 3 times each turn to rack up the best possible score.
2. Decide which dice combo you're going for.
3. After each turn, write your score in one empty box on the score card.

UPPER SECTION		HOW TO SCORE	GAME #1	GAME #2	GAME #3	GAME #4	GAME #5	GAME #6
Aces	 = 1	Count and Add Only Aces						
Twos	 = 2	Count and Add Only Twos						
Threes	 = 3	Count and Add Only Threes						
Fours	 = 4	Count and Add Only Fours						
Fives	 = 5	Count and Add Only Fives						
Sixes	 = 6	Count and Add Only Sixes						
TOTAL SCORE								
BONUS	If total score is 35 or more	SCORE 35						
TOTAL	Of Upper Section							
LOWER SECTION								
3 of a kind		Add Total Of All Dice						
4 of a kind		Add Total Of All Dice						
Full House		SCORE 25						
Sm. Straight	Sequence of 4	SCORE 30						
Lg. Straight	Sequence of 5	SCORE 40						
YAHTZEE	5 of a kind	SCORE 50						
Chance		Score Total Of All 5 Dice						
YAHTZEE BONUS	FOR EACH BONUS							
	SCORE 100 PER							
TOTAL	Of Lower Section							
TOTAL	Of Upper Section							
GRAND TOTAL								



COLOUR A MOSAIC

HOW TO PLAY:

Use an assortment of colouring tools to complete the mosaic, below! For more fun, sketch your own mosaic outline to colour in later!

